

Potluck Project

Learning Expectations

Learn how to use multiple approaches to begin creative endeavors

Shape an artistic investigation of an aspect of present day life using a contemporary practice of art or design.

Requirements

1. Pick a food, create a container/plater for that food
2. How can you creativity represent the food that goes with the container
3. You have to know by looking at the container what food goes in the container
4. Punny, function, display. NOT literal.



























INSON SPA & CENTE



Idea Research

1. Pick a food, create a container/plater for that food
2. How can you creativity represent the food that goes with the container
3. You have to know by looking at the container what food goes in the container
4. Punny, function, display. NOT literal.
5. Maybe start by making a list of food that you like.
6. Your sketch should look like your final.

Have to have 5 minimum pictures on the google doc for inspiration. Again not copying something that already exists.

Why those photos and why that food?

Then draw 2 different angles of your idea

Today's goal

Have a solid plan for what your potluck project is going to be.

Check with teach BEFORE you start

Sketch it out

Start building your project

Slab for flat things - Coils for complex shapes - Pinch Pot for round things

6 more days to finish building



Today's Goal

Continue to build your project

Slab for flat things - Coils for complex shapes - Pinch Pot for round things

5 More days

You may also Glaze

Ceramics 2:

4 piece set

Throw on wheel

Narrative Sculpture



Today's Goal

Continue to build your project

Slab for flat things - Coils for complex shapes - Pinch Pot for round things

4 More days

You may also Glaze



Today's Goal

Continue to build your project

Slab for flat things - Coils for complex shapes - Pinch Pot for round things

3 More days

You may also Glaze



Today's Goal

Continue to build your project

Slab for flat things - Coils for complex shapes - Pinch Pot for round things

2 More days

You may also Glaze



Today's Goal

Continue to build your project

Slab for flat things - Coils for complex shapes - Pinch Pot for round things

1 More day

You may also Glaze



Due Today

Process & Exploration- well thought out sketch, know what hand building technique to use to begin to build project, Thought of a few ideas/didn't just go with first thought

Creativity/Concept- NOT LITERAL, punny/functional/display clear, the food makes sense with the container

Technical Skill- Smooth, polished, well built, even thickness with walls, nothing falls off

Completion Final results- nothing left unfinished, time used well, all parts were considered

Critique Day!

Put the food in your container.

Take a photo of your container with the food in it.

Must talk about a minimum of 2 other projects. And Tell us about yours and the idea.



Critique Day!

Key steps in an art critique:

Describe:

- What do you see in the artwork?
- Identify the subject matter, medium, colors, composition, and any prominent details.
- Be factual and specific.

Analyze:

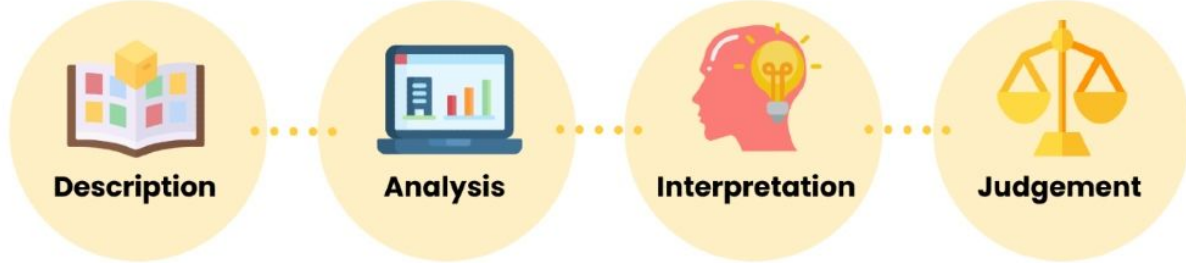
- How are the elements of art (line, color, shape, value, texture, space) used in the artwork?
- Examine the composition, balance, rhythm, and emphasis
- Consider the artist's techniques and style

Interpret:

- What might the artwork be trying to communicate?
- What emotions or ideas does the artwork evoke in you?
- Consider the potential symbolism or cultural context

Evaluate:

- What are the strengths of the artwork?
- What aspects could be improved?
- Offer constructive criticism, focusing on specific elements and suggesting potential solutions



Important points to remember:

1. Be respectful:

Always approach an art critique with respect for the artist and their work.

2. Focus on the artwork:

Avoid personal opinions or attacks on the artist.

3. Use positive language:

Start with positive aspects and offer constructive criticism in a helpful way.

4. Consider the context:

Think about the artist's background, the time period, and the intended audience.