

# CREATIVE TEAPOT

Slab, Coil or Wheel Construction

Spout Opening  
Should be at or higher  
Than the lid

---

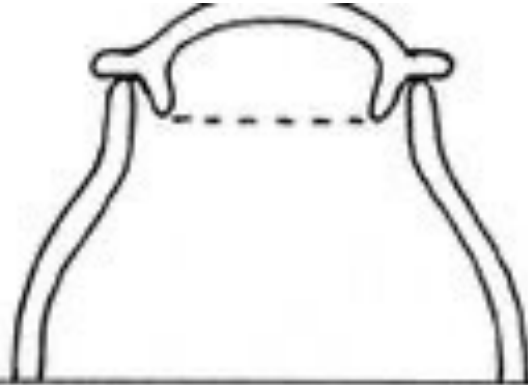


# DIFFERENT LID OPTIONS

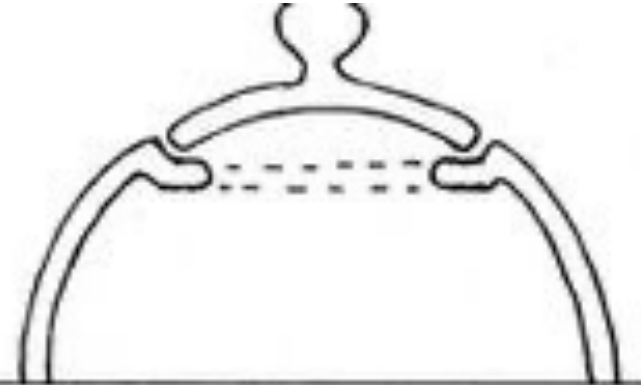
#4



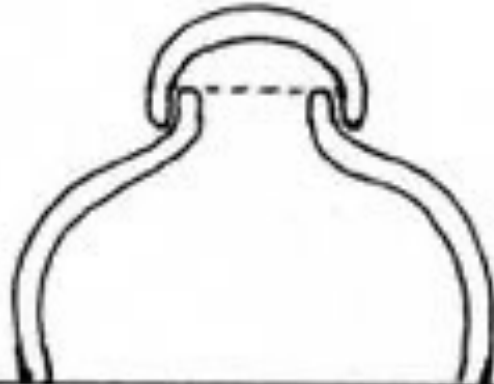
#5



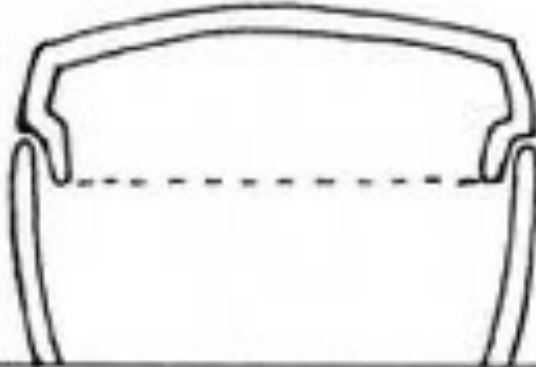
#6



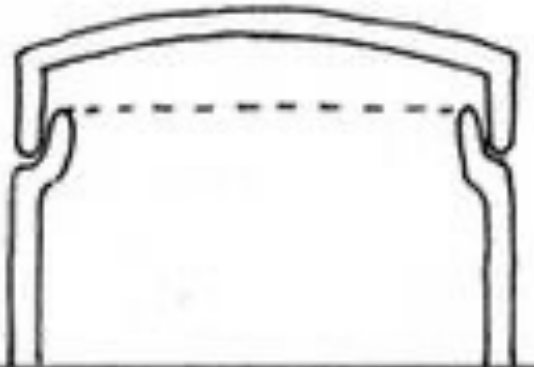
#7



#8



#9



# CREATIVE TEAPOT EXAMPLES



























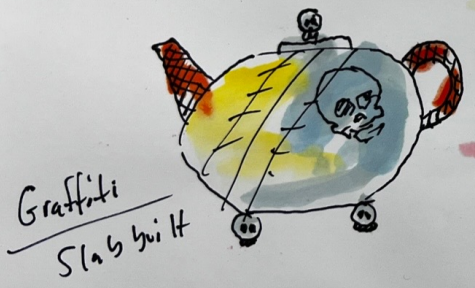




# TEACHER EXAMPLE

- Slab construction over plaster bowl mold
- Texture matts used for spout, handle and lid
- Skull feet added
- Silkscreen and underglaze for decoration

Teapot Ideas





# ALL SLAB CONSTRUCTION







CREATING SPOUT











**SPOUT HOLES**  
**TEA LEAF CATCH**





Feet added to the bottom  
To elevate the teapot and  
For added decoration/detail



















Student Examples







